



Location: MA1e - International Finance Centre (Eastern Wing)

Report on 24-hour TSP monitoring

Action Level ($\mu\text{g}/\text{m}^3$) - 173.4
 Limit Level ($\mu\text{g}/\text{m}^3$) - 260

Date	Sampling Time	Weather Condition	Filter paper no.	Filter Weight, g		Elapse Time, hr		Sampling Time, hr	Flow Rate, m^3/min			Total Volume, m^3	TSP Level, $\mu\text{g}/\text{m}^3$
				Initial	Final	Initial	Final		Initial, Q_{si}	Final, Q_{sf}	Average		
30-Apr-11	08:00	Fine	000223	2.7244	2.9297	6858.56	6882.56	24.00	1.33	1.33	1.33	1922	107
06-May-11	08:00	Fine	000429	2.7358	2.8411	6885.56	6909.56	24.00	1.36	1.36	1.36	1963	54
12-May-11	08:00	Fine	000508	2.7958	2.9151	6912.56	6936.56	24.00	1.36	1.37	1.36	1963	61
18-May-11	08:00	Fine	000570	2.7756	2.8917	6939.56	6963.56	24.00	1.39	1.38	1.39	1996	58
24-May-11	08:00	Fine	000529	2.7951	2.8805	6966.56	6990.56	24.00	1.40	1.39	1.39	2007	43

Report on 1-hour TSP monitoring

Action Level ($\mu\text{g}/\text{m}^3$) - 325.1
 Limit Level ($\mu\text{g}/\text{m}^3$) - 500

Date	Sampling Time	Weather Condition	Filter paper no.	Filter Weight, g		Elapse Time, hr		Sampling Time, hr	Flow Rate, m^3/min			Total Volume, m^3	TSP Level, $\mu\text{g}/\text{m}^3$
				Initial	Final	Initial	Final		Initial, Q_{si}	Final, Q_{sf}	Average		
03-May-11	09:00	Fine	000225	2.7464	2.7578	6882.56	6883.56	1.00	1.40	1.40	1.40	84	135
03-May-11	13:00	Fine	000398	2.7456	2.7515	6883.56	6884.56	1.00	1.25	1.25	1.25	75	79
03-May-11	16:00	Fine	000396	2.7385	2.7440	6884.56	6885.56	1.00	1.40	1.40	1.40	84	65
07-May-11	10:55	Fine	000371	2.7675	2.7749	6909.56	6910.56	1.00	1.36	1.36	1.36	82	90
07-May-11	13:00	Fine	000510	2.8054	2.8115	6910.56	6911.56	1.00	1.36	1.36	1.36	82	75
07-May-11	14:15	Fine	000502	2.7848	2.7915	6911.56	6912.56	1.00	1.36	1.36	1.36	82	82
13-May-11	08:40	Rainy	000376	2.7500	2.7591	6936.56	6937.56	1.00	1.09	1.09	1.09	65	139
13-May-11	09:48	Rainy	000378	2.7359	2.7468	6937.56	6938.56	1.00	1.39	1.39	1.39	84	130
13-May-11	11:00	Rainy	000380	2.7251	2.7351	6938.56	6939.56	1.00	1.39	1.39	1.39	84	120
19-May-11	08:15	Fine	000562	2.7909	2.7965	6963.56	6964.56	1.00	1.38	1.38	1.38	83	67
19-May-11	09:20	Fine	000390	2.7352	2.7412	6964.56	6965.56	1.00	1.38	1.38	1.38	83	72
19-May-11	11:00	Fine	000394	2.7571	2.7638	6965.56	6966.56	1.00	1.38	1.38	1.38	83	81
25-May-11	08:31	Fine	000408	2.7365	2.7465	6990.56	6991.56	1.00	1.39	1.39	1.39	84	120
25-May-11	10:18	Fine	000411	2.7577	2.7655	6991.56	6992.56	1.00	1.39	1.39	1.39	84	93
25-May-11	13:00	Fine	000413	2.7349	2.7411	6992.56	6993.56	1.00	1.39	1.39	1.39	84	74



Location: MA1w - International Finance Centre (Western Wing)

Report on 24-hour TSP monitoring

Action Level ($\mu\text{g}/\text{m}^3$) - 173.4

Limit Level ($\mu\text{g}/\text{m}^3$) - 260

Date	Sampling Time	Weather Condition	Filter paper no.	Filter Weight, g		Elapse Time, hr		Sampling Time, hr	Flow Rate, m^3/min			Total Volume, m^3	TSP Level, $\mu\text{g}/\text{m}^3$
				Initial	Final	Initial	Final		Initial, Q_{si}	Final, Q_{sf}	Average		
30-Apr-11	08:00	Fine	000224	2.7390	2.9146	9933.30	9957.30	24.00	1.11	1.11	1.11	1599	110
06-May-11	08:00	Fine	000407	2.7520	2.8600	9960.30	9984.30	24.00	1.29	1.29	1.29	1861	58
12-May-11	08:00	Fine	000507	2.8018	2.9132	9987.30	10011.30	24.00	1.26	1.27	1.27	1824	61
18-May-11	08:00	Fine	000569	2.7892	2.8906	10014.30	10038.30	24.00	1.29	1.29	1.29	1858	55
24-May-11	08:00	Fine	000528	2.7863	2.8813	10041.30	10065.30	24.00	1.30	1.30	1.30	1868	51

Report on 1-hour TSP monitoring

Action Level ($\mu\text{g}/\text{m}^3$) - 325.1

Limit Level ($\mu\text{g}/\text{m}^3$) - 500

Date	Sampling Time	Weather Condition	Filter paper no.	Filter Weight, g		Elapse Time, hr		Sampling Time, hr	Flow Rate, m^3/min			Total Volume, m^3	TSP Level, $\mu\text{g}/\text{m}^3$
				Initial	Final	Initial	Final		Initial, Q_{si}	Final, Q_{sf}	Average		
03-May-11	08:50	Fine	000267	2.7547	2.7673	9957.30	9958.30	1.00	1.25	1.25	1.25	75	168
03-May-11	13:30	Fine	000399	2.7166	2.7239	9958.30	9959.30	1.00	1.25	1.25	1.25	75	97
03-May-11	16:05	Fine	000397	2.7498	2.7586	9959.30	9960.30	1.00	1.25	1.25	1.25	75	117
07-May-11	10:45	Fine	000370	2.7500	2.7592	9984.30	9985.30	1.00	1.19	1.19	1.19	71	129
07-May-11	13:03	Fine	000501	2.8105	2.8191	9985.30	9986.30	1.00	1.22	1.22	1.22	73	118
07-May-11	14:20	Fine	000509	2.7828	2.7907	9986.30	9987.30	1.00	1.27	1.27	1.27	76	104
13-May-11	08:49	Rainy	000377	2.7342	2.7466	10011.30	10012.30	1.00	1.30	1.30	1.30	78	159
13-May-11	09:54	Rainy	000379	2.7301	2.7475	10012.30	10013.30	1.00	1.30	1.30	1.30	78	224
13-May-11	11:00	Rainy	000381	2.7414	2.7508	10013.30	10014.30	1.00	1.30	1.30	1.30	78	121
19-May-11	08:25	Fine	000389	2.7361	2.7421	10038.30	10039.30	1.00	1.29	1.29	1.29	77	78
19-May-11	09:30	Fine	000391	2.7355	2.7426	10039.30	10040.30	1.00	1.29	1.29	1.29	77	92
19-May-11	10:50	Fine	000395	2.7419	2.7483	10040.30	10041.30	1.00	1.29	1.29	1.29	77	83
25-May-11	08:35	Fine	000409	2.7194	2.7282	10065.30	10066.30	1.00	1.30	1.30	1.30	78	113
25-May-11	10:24	Fine	000412	2.7423	2.7504	10066.30	10067.30	1.00	1.30	1.30	1.30	78	104
25-May-11	13:00	Fine	000414	2.7597	2.7658	10067.30	10068.30	1.00	1.30	1.30	1.30	78	78



Location: CMA1b - Oil St Community Liaison Centre

Report on 24-hour TSP monitoring

Action Level ($\mu\text{g}/\text{m}^3$) - 176.7

Limit Level ($\mu\text{g}/\text{m}^3$) - 260

Date	Sampling Time	Weather Condition	Filter paper no.	Filter Weight, g		Elapse Time, hr		Sampling Time, hr	Flow Rate, m^3/min			Total Volume, m^3	TSP Level, $\mu\text{g}/\text{m}^3$
				Initial	Final	Initial	Final		Initial, Q_{si}	Final, Q_{sf}	Average		
30-Apr-11	08:00	Fine	000339	2.7333	2.9180	9206.00	9230.00	24.00	1.23	1.23	1.23	1774	104
06-May-11	08:00	Fine	000190	2.7439	2.8793	9233.00	9257.00	24.00	1.21	1.21	1.21	1749	77
12-May-11	08:00	Fine	000490	2.7656	2.8888	9260.00	9284.00	24.00	1.12	1.12	1.12	1614	76
18-May-11	08:00	Fine	000240	2.7466	2.8989	9287.00	9311.00	24.00	1.19	1.19	1.19	1712	89
24-May-11	09:00	Fine	000497	2.7627	2.8422	9314.00	9338.00	24.00	1.22	1.22	1.22	1756	45

Report on 1-hour TSP monitoring

Action Level ($\mu\text{g}/\text{m}^3$) - 320.1

Limit Level ($\mu\text{g}/\text{m}^3$) - 500

Date	Sampling Time	Weather Condition	Filter paper no.	Filter Weight, g		Elapse Time, hr		Sampling Time, hr	Flow Rate, m^3/min			Total Volume, m^3	TSP Level, $\mu\text{g}/\text{m}^3$
				Initial	Final	Initial	Final		Initial, Q_{si}	Final, Q_{sf}	Average		
03-May-11	08:00	Fine	000115	2.8205	2.8344	9230.00	9231.00	1.00	0.99	0.99	0.99	59	234
03-May-11	09:00	Fine	000105	2.8119	2.8197	9231.00	9232.00	1.00	0.89	0.99	0.94	56	138
03-May-11	11:00	Fine	000106	2.8210	2.8307	9232.00	9233.00	1.00	1.22	1.22	1.22	73	132
07-May-11	10:20	Fine	000369	2.7399	2.7577	9257.00	9258.00	1.00	1.21	1.21	1.21	73	244
07-May-11	13:00	Fine	000488	2.7806	2.7956	9258.00	9259.00	1.00	1.21	1.21	1.21	73	206
07-May-11	14:00	Fine	000103	2.7993	2.8070	9259.00	9260.00	1.00	0.98	0.98	0.98	59	131
13-May-11	09:45	Rainy	000491	2.7711	2.7780	9284.00	9285.00	1.00	1.22	1.22	1.22	73	95
13-May-11	10:49	Rainy	000493	2.7753	2.7853	9285.00	9286.00	1.00	1.22	1.22	1.22	73	137
13-May-11	11:52	Rainy	000239	2.7568	2.7662	9286.00	9287.00	1.00	1.22	1.22	1.22	73	129
19-May-11	09:00	Fine	000495	2.7499	2.7609	9311.00	9312.00	1.00	1.21	1.22	1.21	73	151
19-May-11	10:15	Fine	000152	2.7720	2.7823	9312.00	9313.00	1.00	1.21	1.22	1.21	73	141
19-May-11	13:00	Fine	000154	2.7802	2.7898	9313.00	9314.00	1.00	1.21	1.22	1.21	73	132
25-May-11	09:10	Fine	000579	2.7979	2.8033	9338.00	9339.00	1.00	1.24	1.22	1.23	74	73
25-May-11	10:15	Fine	000576	2.8018	2.8074	9339.00	9340.00	1.00	1.22	1.22	1.22	73	77
25-May-11	13:00	Fine	000577	2.7949	2.8001	9340.00	9341.00	1.00	1.17	1.15	1.16	70	75



Location: CMA2a - Causeway Bay Community Centre

Report on 24-hour TSP monitoring

Action Level ($\mu\text{g}/\text{m}^3$) - 169.5

Limit Level ($\mu\text{g}/\text{m}^3$) - 260

Date	Sampling Time	Weather Condition	Filter paper no.	Filter Weight, g		Elapse Time, hr		Sampling Time, hr	Flow Rate, m^3/min			Total Volume, m^3	TSP Level, $\mu\text{g}/\text{m}^3$
				Initial	Final	Initial	Final		Initial, Q_{si}	Final, Q_{sf}	Average		
30-Apr-11	08:00	Fine	000338	2.7647	2.9490	13613.01	13637.01	24.00	1.53	1.53	1.53	2210	83
06-May-11	08:00	Fine	000189	2.7511	2.8312	13640.01	13664.01	24.00	1.47	1.47	1.47	2115	38
12-May-11	08:00	Fine	000350	2.7210	2.8281	13667.01	13691.01	24.00	1.49	1.50	1.49	2149	50
18-May-11	08:00	Fine	000176	2.7431	2.8836	13694.01	13718.01	24.00	1.52	1.51	1.51	2180	64
24-May-11	08:00	Fine	000496	2.7638	2.8598	13721.01	13745.01	24.00	1.48	1.52	1.50	2157	45

Report on 1-hour TSP monitoring

Action Level ($\mu\text{g}/\text{m}^3$) - 323.4

Limit Level ($\mu\text{g}/\text{m}^3$) - 500

Date	Sampling Time	Weather Condition	Filter paper no.	Filter Weight, g		Elapse Time, hr		Sampling Time, hr	Flow Rate, m^3/min			Total Volume, m^3	TSP Level, $\mu\text{g}/\text{m}^3$
				Initial	Final	Initial	Final		Initial, Q_{si}	Final, Q_{sf}	Average		
03-May-11	08:00	Fine	000188	2.7521	2.7597	13637.01	13638.01	1.00	1.60	1.60	1.60	96	79
03-May-11	09:00	Fine	000114	2.8160	2.8242	13638.01	13639.01	1.00	1.53	1.53	1.53	92	89
03-May-11	10:00	Fine	000116	2.8053	2.8139	13639.01	13640.01	1.00	1.48	1.48	1.48	89	97
07-May-11	10:07	Fine	000368	2.7445	2.7530	13664.01	13665.01	1.00	1.59	1.59	1.59	95	89
07-May-11	13:00	Fine	000489	2.7656	2.7742	13665.01	13666.01	1.00	1.47	1.47	1.47	88	98
07-May-11	14:00	Fine	000104	2.7930	2.8007	13666.01	13667.01	1.00	1.49	1.49	1.49	90	86
13-May-11	09:00	Rainy	000498	2.7625	2.7691	13691.01	13692.01	1.00	1.47	1.47	1.47	88	75
13-May-11	10:00	Rainy	000492	2.7608	2.7677	13692.01	13693.01	1.00	1.47	1.47	1.47	88	78
13-May-11	11:00	Rainy	000238	2.7389	2.7489	13693.01	13694.01	1.00	1.47	1.47	1.47	88	113
19-May-11	08:15	Fine	000151	2.7553	2.7655	13718.01	13719.01	1.00	1.47	1.47	1.47	88	116
19-May-11	10:00	Fine	000153	2.7617	2.7716	13719.01	13720.01	1.00	1.47	1.47	1.47	88	113
19-May-11	11:00	Fine	000155	2.7760	2.7869	13720.01	13721.01	1.00	1.47	1.47	1.47	88	124
25-May-11	09:25	Cloudy	000578	2.7952	2.8021	13745.01	13746.01	1.00	1.52	1.52	1.52	91	76
25-May-11	10:40	Cloudy	000574	2.7878	2.7966	13746.01	13747.01	1.00	1.52	1.52	1.52	91	96
25-May-11	13:00	Cloudy	000505	2.7771	2.7842	13747.01	13748.01	1.00	1.47	1.52	1.50	90	79



Location: CMA4a - SPCA

Report on 24-hour TSP monitoring
Action Level ($\mu\text{g}/\text{m}^3$) - 171.2
Limit Level ($\mu\text{g}/\text{m}^3$) - 260

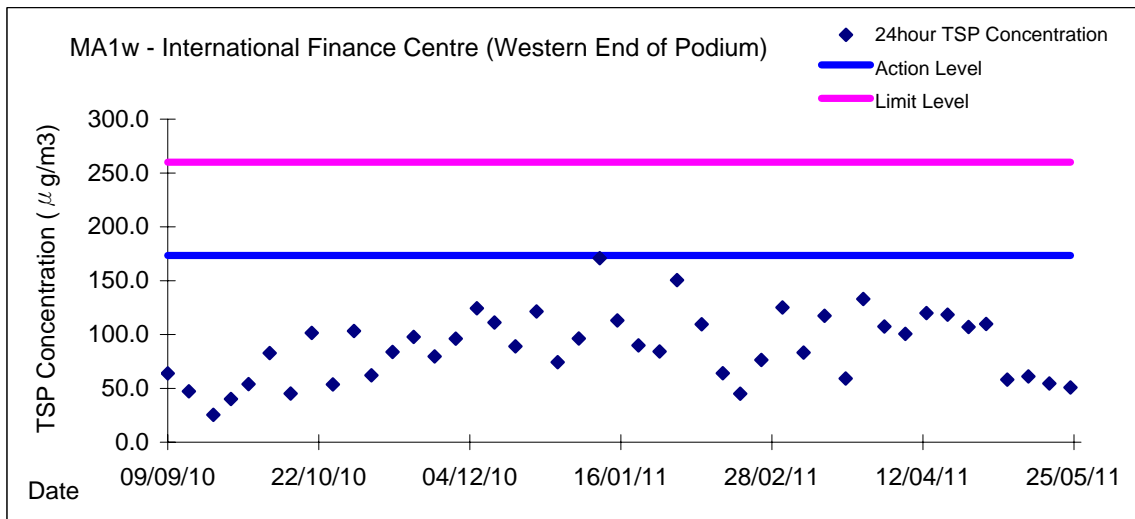
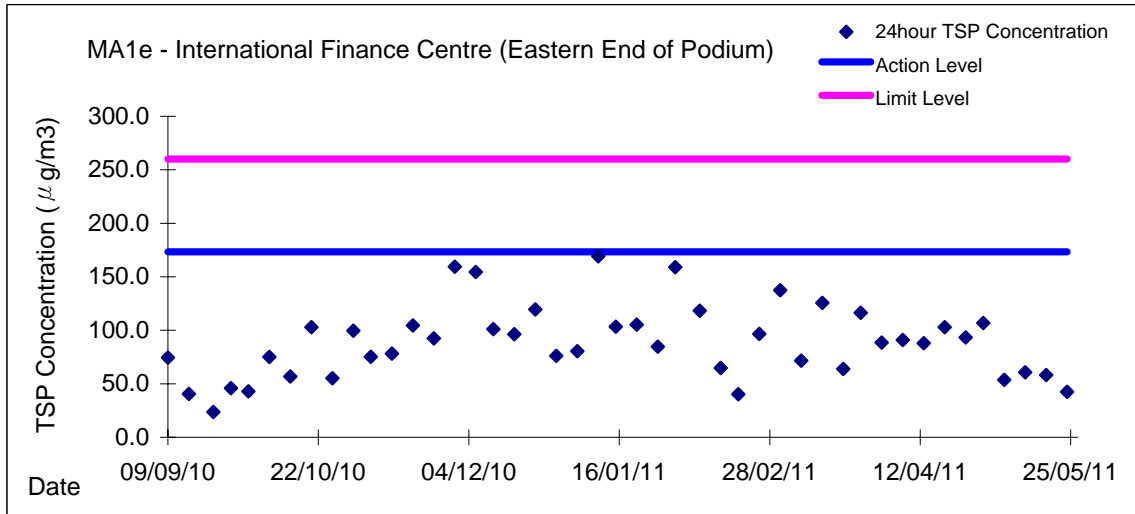
Date	Sampling Time	Weather Condition	Filter paper no.	Filter Weight, g		Elapse Time, hr		Sampling Time, hr	Flow Rate, m^3/min			Total Volume, m^3	TSP Level, $\mu\text{g}/\text{m}^3$
				Initial	Final	Initial	Final		Initial, Q_{si}	Final, Q_{sf}	Average		
30-Apr-11	08:00	Fine	000219	2.7197	2.8860	13075.50	13099.50	24.00	1.25	1.25	1.25	1796	93
06-May-11	08:00	Fine	000375	2.7547	2.8099	13102.50	13126.50	24.00	1.28	1.28	1.28	1838	30
12-May-11	08:00	Fine	000433	2.8197	2.9146	13129.50	13153.50	24.00	1.27	1.28	1.28	1836	52
18-May-11	08:00	Fine	000564	2.7727	2.8975	13156.50	13180.50	24.00	1.25	1.25	1.25	1798	69
24-May-11	08:00	Fine	000535	2.8005	2.8872	13183.50	13207.50	24.00	1.31	1.31	1.31	1882	46

Report on 1-hour TSP monitoring
Action Level ($\mu\text{g}/\text{m}^3$) - 312.5
Limit Level ($\mu\text{g}/\text{m}^3$) - 500

Date	Sampling Time	Weather Condition	Filter paper no.	Filter Weight, g		Elapse Time, hr		Sampling Time, hr	Flow Rate, m^3/min			Total Volume, m^3	TSP Level, $\mu\text{g}/\text{m}^3$
				Initial	Final	Initial	Final		Initial, Q_{si}	Final, Q_{sf}	Average		
03-May-11	09:45	Fine	000226	2.7427	2.7499	13099.50	13100.50	1.00	1.25	1.25	1.25	75	96
03-May-11	10:50	Fine	000235	2.7586	2.7658	13100.50	13101.50	1.00	1.25	1.25	1.25	75	96
03-May-11	13:00	Fine	000261	2.7289	2.7359	13101.50	13102.50	1.00	1.25	1.25	1.25	75	94
07-May-11	08:30	Fine	000387	2.7460	2.7537	13126.50	13127.50	1.00	1.25	1.25	1.25	75	103
07-May-11	09:36	Fine	000337	2.7614	2.7662	13127.50	13128.50	1.00	1.25	1.25	1.25	75	64
07-May-11	13:00	Fine	000372	2.7425	2.7500	13128.50	13129.50	1.00	1.25	1.25	1.25	75	100
13-May-11	10:45	Rainy	000237	2.7415	2.7493	13153.50	13154.50	1.00	1.31	1.31	1.31	78	100
13-May-11	14:04	Rainy	000568	2.7682	2.7850	13154.50	13155.50	1.00	1.31	1.31	1.31	78	214
13-May-11	16:42	Rainy	000566	2.7703	2.7821	13155.50	13156.50	1.00	1.31	1.31	1.31	78	151
19-May-11	10:00	Fine	000392	2.7483	2.7564	13180.50	13181.50	1.00	1.25	1.25	1.25	75	108
19-May-11	14:10	Fine	000531	2.8066	2.8150	13181.50	13182.50	1.00	1.25	1.25	1.25	75	112
19-May-11	15:30	Fine	000533	2.7825	2.7911	13182.50	13183.50	1.00	1.25	1.25	1.25	75	115
25-May-11	09:43	Fine	000410	2.7433	2.7510	13207.50	13208.50	1.00	1.31	1.31	1.31	78	98
25-May-11	10:50	Fine	000471	2.7850	2.7930	13208.50	13209.50	1.00	1.31	1.31	1.31	78	102
25-May-11	13:00	Fine	000473	2.7831	2.7889	13209.50	13210.50	1.00	1.15	1.15	1.15	69	84

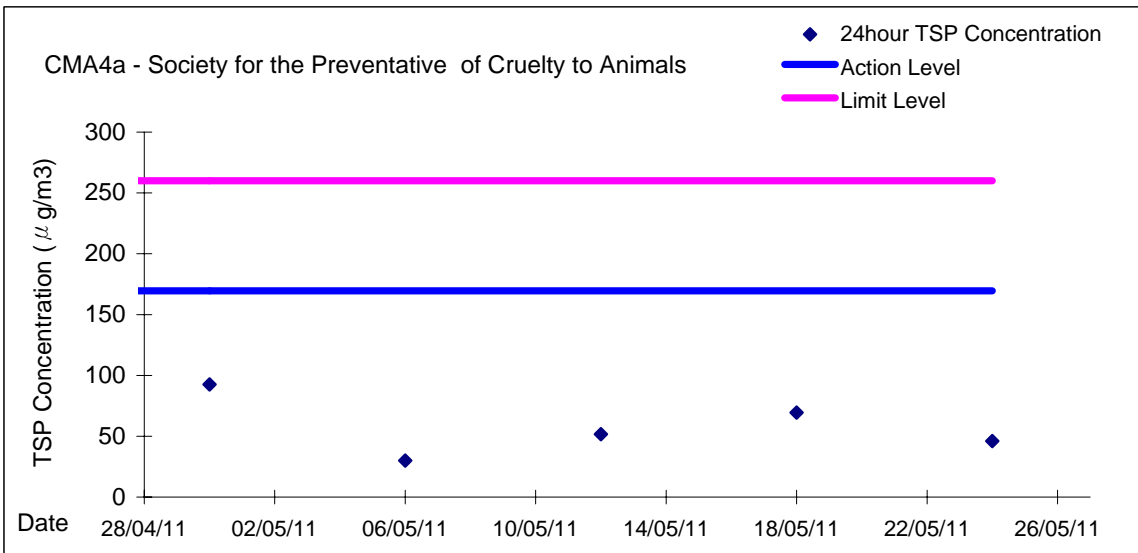
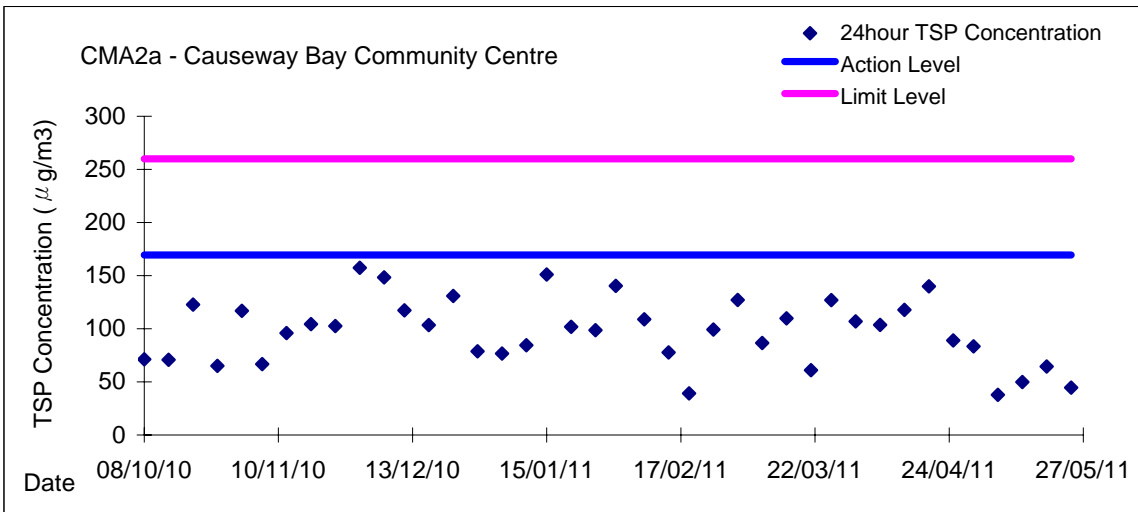
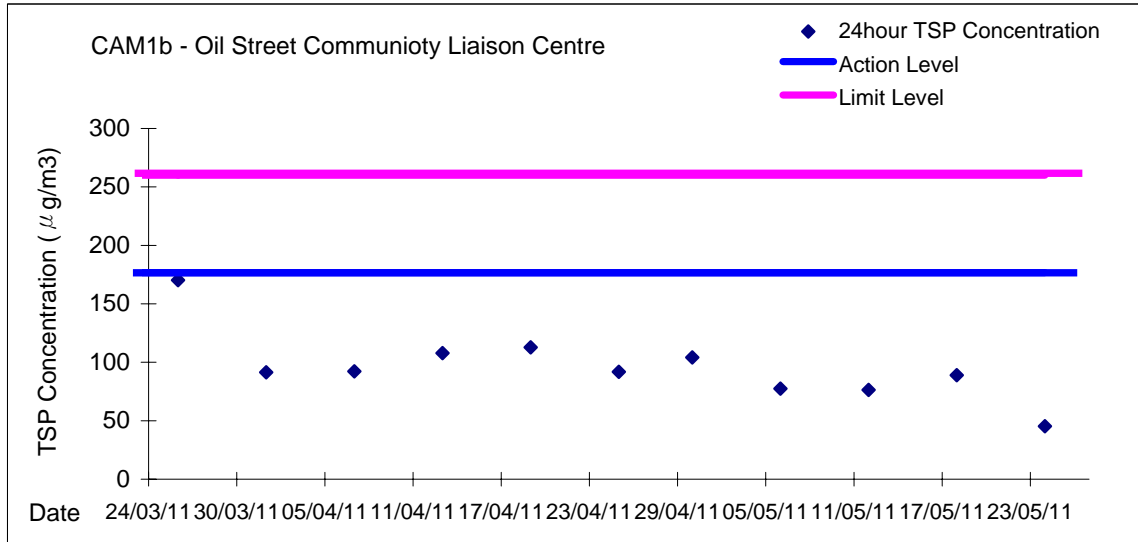


Graphic Presentation of 24 hour TSP Result



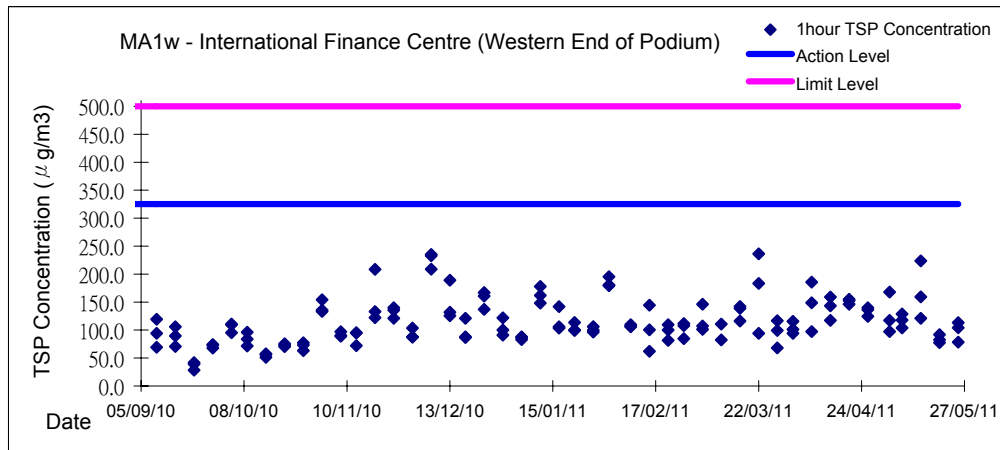
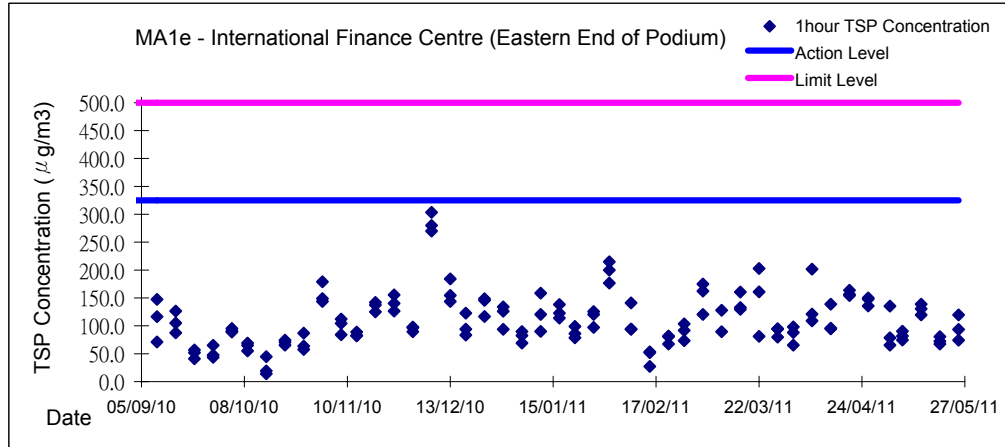


Graphic Presentation of 24 hour TSP Result





Graphic Presentation of 1 hour TSP Result





Graphic Presentation of 1 hour TSP Result

